

SOF[®] TOURNIQUET



INSTRUCTIONS FOR USE

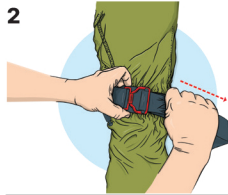
To Apply the Tourniquet

1



Slide Over Limb

2



Pull Tail Tight

3



Twist Handle

4



Secure in Clip

5



Lock in Triangle

6




Note Time

PART#: 84-0009

NSN: PENDING

US PATENT- 8,303,620 and D649,642 and
7,776,064

Applying the Tourniquet if
Unable to Slide Over Limb
Follow steps 1b-4b



1b



Lift Buckle

2b



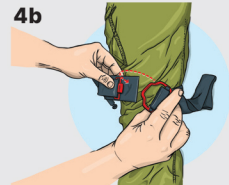
Twist to Disconnect

3b



Go Around Limb

4b



Connect Buckle, Then
Go To Step 2

SOF[®] Tourniquet

For control of severe bleeding.

SOF[®] Tourniquet Storage

Store the tourniquet with the buckle connected and
enough slack to slip the tourniquet loop over your limb.



Life-Assist
Helping Heroes Save Lives.

CE 1984

TACTICAL MEDICAL SOLUTIONS, LLC

PHONE 864.224.0081
TOLL FREE 1.888.822.6331
FAX 864.224.0064
E-MAIL info@tacmedsolutions.com
WEB tacmedsolutions.com
1250 Harris Bridge Road, Anderson, SC 29621, USA

